




**SPRINGFIELD**  
SPRING & STAMPING




**INTRODUCING**  
**The New & Improved SUREGRIP™**  
**PreFilter Clips. Extends the Life of**  
**High Efficiency V-Bank Filters\***



**UniVERSA -**  
**Short Nose 2" Shown**

**UniVERSA - Short Nose (2" or 4")**

Designed to pre-filter plastic High Efficiency V-Bank filters with a 2" or 4" pleated Beverage board or plastic-framed air filter. Engineered spring-loaded "SureGrip" feature pushes into the open slots on the top and bottom of the plastic V-Bank filter header.



**UniVERSA/Don -**  
**Long Nose 4" Shown**

**UniVERSA/Don - Long Nose (2" or 4")**

Designed to pre-filter plastic High Efficiency V-Bank filters with a 2" or 4" pleated Beverage board or plastic-framed air filter. Unique (Long Nose) feature can accommodate different air filter width variations. Designed to handle heavier air filters and/or filter applications with heavy sediment build up.

*Leaders in Air Filter Clips and Specialty Air Filter Fasteners Since 1995.*  
*In House Engineering • Manufacturer-Direct Pricing • Specials Welcomed*

**311 Shaker Road - Po Box 505 • East Longmeadow, MA 01028 • (Toll-Free) 800.637.3033**  
**(Phone) 413.525.6837 • (Fax) 413.525.6895 • (Web) [www.springfieldspring.com](http://www.springfieldspring.com)**


\*Patent Pending






Contact Factory for **FREE SAMPLES**  
to "Try Them Before You Buy Them"!

# UniVERSA & UniVERSA/Don



UniVERSA Short Nose (2")

UniVERSA Short Nose (4")



UniVERSA/Don Long Nose (2")

UniVERSA/Don Long Nose (4")

## Short Nose Installation Instructions



### SureGRIP

Patent pending spring-loaded attachment design assures a non-slip GRIP.



### PLACE

Hold clip at a 45 degree angle over any open slot in plastic V-Bank header. (min. slot depth .725")



### PIVOT UP

Push forward and downward into open slot. Spring-loaded feature will score and GRIP inside slot.



### INSTALL


The clips will extend out over face of V-Bank filter for easy attachment and flush fit of beverage board or plastic filter.

## Long Nose Installation Instructions




### PLACE

PreFilter against face of V-Bank holding one clip in left or right hand.




### TOP INSTALL

Long nose clip inserts in beverage board or plastic filter pleat. Then align SureGrip end over an open slot of the V-Bank header.



### PRESS

One clip down into open slot in V-Bank header. Repeat on opposite side. Filter will hang down slightly.



### BOTTOM INSTALL

Realign prefilter to face and install long nose clips to the bottom, same as the top install.

Manufactured from durable high carbon spring steel with ROHS-compliant ZINC plated finish



See our website for pricing and complete part descriptions.



We accept



311 Shaker Road - Po Box 505 • East Longmeadow, MA 01028 • (Toll-Free) 800.637.3033  
(Phone) 413.525.6837 • (Fax) 413.525.6895 • (Web) [www.springfieldspring.com](http://www.springfieldspring.com)